



by Schneider Electric



Worldwide



Sign In / Register



# PFXSP5500TPD

Standard product information	Display specifications
Electrical specifications	Environmental specifications
Interface specifications	Structural specifications
Dimensions	

Standard product information	
Family	HMI
Series	SP5000 Series
Size	10"
Model	PFXSP5500TPD
Global Code	PFXSP5500TPD
Product Features	10" DC Auto Scaling Brightness Sensor (Premium Display)

Display specifications	
Display type	TFT Color LCD
Display size	10.4"
Resolution	800 x 600 pixels (SVGA)
Auto scaling	Equipped
Effective display area	W211.2 x H158.4 mm [W8.31 x H6.24 in.]

by **Schneider** Electric

	distributor.)
Backlight service life	50,000 hrs. or more (each in continuous operation at 25 °C [77 °F] before backlight brightness decreases to 50%)
Brightness control	0 to 100 (Adjusted with touch panel or software)
Brightness sensor	Equipped
Touch panel type	Resistive Film (analog, multi-touch)
Touch panel resolution	1,024 x 1,024
Touch panel lifetime	1,000,000 times or more

### Electrical specifications

Rated input voltage	12 to 24 Vdc
Input voltage limits	10.8 to 28.8 Vdc
Allowable voltage drop	12 Vdc: 1.25 ms or less 24 Vdc: 5 ms or less
Power consumption	Max. 15 W When power is not supplied to external devices: 12 W or less Backlight adjusted (20%): 8 W or less Backlight OFF (Stand-by mode): 6 W or less <sup>*1</sup>
In-rush current	30 A or less
Noise immunity	Noise Voltage : 1,000 Vp-p Pulse Duration : 1 μs Rise Time : 1 ns (via noise simulator)
Voltage endurance	1,000 Vac, 20 mA for 1 minute (between power terminal and FG terminals)
Insulation resistance	500 Vdc, 10 MΩ or more (between power terminal and FG terminals)

<sup>\*1</sup> Power consumption for Display Module only

standards	     ANSI/CSA (UL508+1604) Listed               
Surrounding air temperature	0 to 60 °C [32 to 140 °F]
Storage temperature	-20 to +60 °C [-4 to 140 °F]
Ambient humidity	10 to 90 % RH (Wet bulb temperature: 39 °C [102.2 °F] max. - no condensation)
Storage humidity	10 to 90 % RH (Wet bulb temperature: 39 °C [102.2 °F] max. - no condensation)
Dust	0.1 mg/m <sup>3</sup> (10 <sup>-7</sup> oz/ft <sup>3</sup> ) or less (non-conductive levels)
Pollution degree	For use in Pollution Degree 2 environment
Corrosive gases	Free of corrosive gases
Air pressure (altitude range)	800 to 1,114 hPa (2,000 m [6,561 ft.] above sea level or less)
Vibration resistance	IEC/EN 61131-2 compliant 5 to 9 Hz single amplitude 3.5 mm [0.14 in.] 9 to 150 Hz fixed acceleration: 9.8 m/s <sup>2</sup> X, Y, Z directions for 10 cycles (approx. 100 min.)
Concussion resistance	IEC/EN 61131-2 compliant 147 m/s <sup>2</sup> , X, Y, Z directions for 3 times
Electrostatic discharge immunity	Contact Discharge Method: 6 kV Air Discharge Method: 8 kV (IEC/EN61000-4-2 Level 3)

## Interface specifications

	Communication distance: 5 m [16.4 ft]
USB (mini-B)	Conforms to USB 2.0 (mini-B) x 1, Communication Distance: 5 m [16.4 ft]

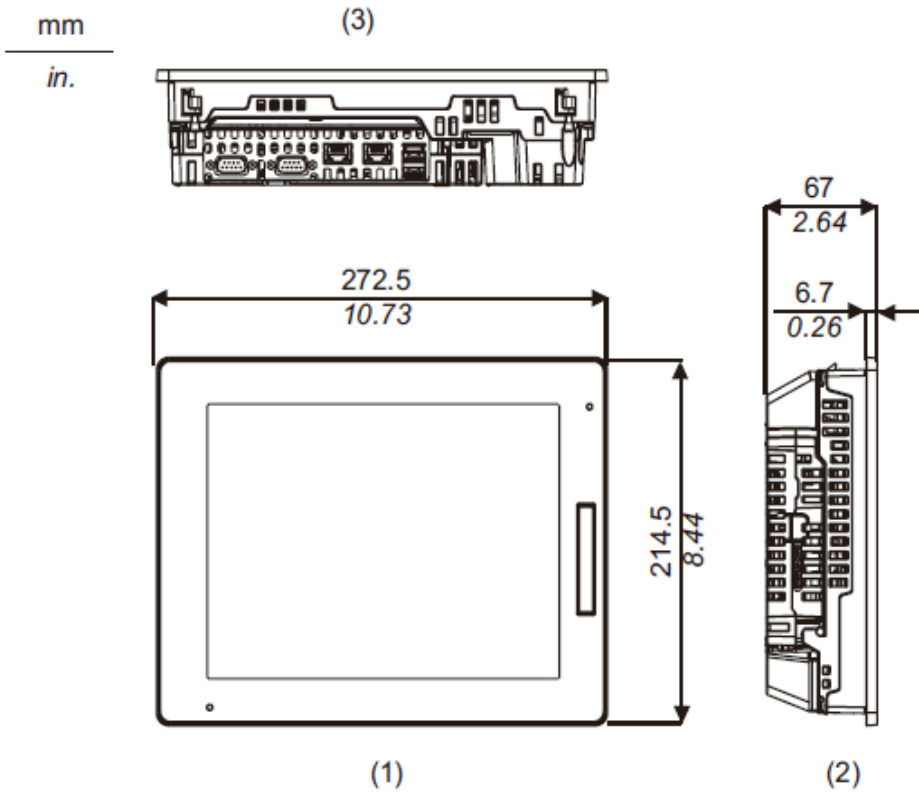
- \*1** When using the Display Module with the Power Box, you can connect only one of each type of USB device, such as one USB flash drive, one transfer cable, or one barcode reader. If you connect multiple devices that are the same type, only the first device will work.

Structural specifications	
Grounding	Functional grounding: Grounding resistance of 100 $\Omega$ , 2 mm <sup>2</sup> (AWG 14) or thicker wire, or your country's applicable standard (same for FG and SG terminals).
Cooling method	Natural air circulation
Structure	When using a factory-installed front USB cover: IP65F, IP67F, Type 1 When using a front USB cover as an option: IP66F, IP67F, Type 1, Type 4X (indoor use only)/13 NOTE: The option is a front USB cover with screw manufactured by Pro-face (Model Number PFXZCDCVUS1). <sup>*1</sup>
External dimensions	W272.5 x H214.5 x D67 mm [W10.73 x H8.45 x D2.64 in.]
Panel cut-out dimensions	W259 x H201 mm [W10.19 x H7.91 in.] Panel thickness area: 1.6 to 5 mm [0.06 to 0.2 in.] <sup>*2</sup>
Weight	2.7 kg [5.95 lb] or less <sup>*3</sup>

- \*1** The front face of the unit, installed in a solid panel, has been tested using conditions equivalent to the standards shown in the specification. Even though the unit's level of resistance is equivalent to these standards, oils that should have no effect on the unit can possibly harm the unit. This can occur in areas where either vaporized oils are present, or where low viscosity cutting oils are allowed to adhere to the unit for long periods of time. If the unit's front face protection sheet becomes peeled off, these conditions can lead to the ingress of oil into the unit and separate protection measures are suggested. Also, if non-approved oils are present, it may cause deformation or corrosion of the front panel's plastic cover. Therefore, prior to installing the unit, be sure to confirm the type of conditions that will be present in the unit's operating environment. If the installation gasket is used for a long period of time, or if the unit and its gasket are removed from the panel, the original level of the protection cannot be guaranteed. To maintain the original protection level, be sure to replace the installation gasket regularly.

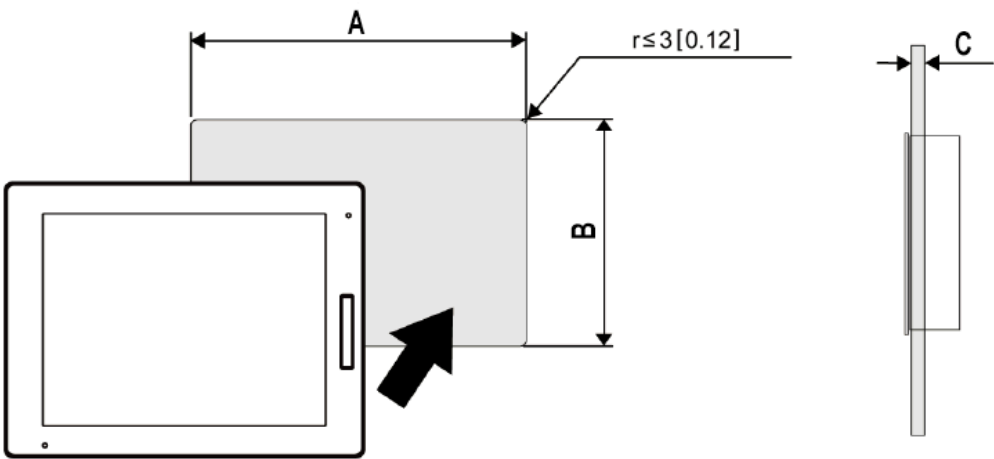
- \*2** For dimensional tolerance, everything +1/-0 mm [+0.04/-0 in.] and R in angle are below R3 [R0.12 in.]. Even if the installation wall thickness is within the recommended range for the "Panel Cut Dimensions", depending on wall's material, size, and installation location of GP unit and other devices, the installation wall could warp. To prevent warping, the installation surface may need to be strengthened.

- \*3** Display module only.

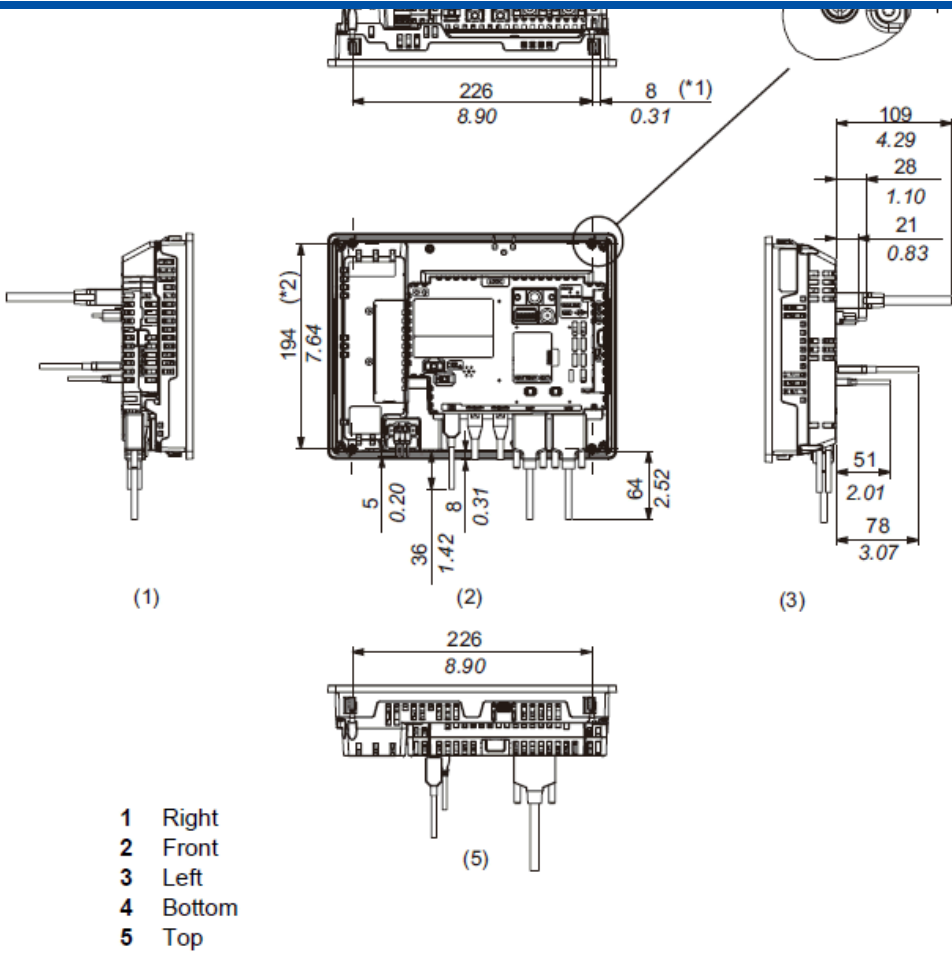


- 1 Front  
2 Left  
3 Bottom

Panel cut-out dimensions



A	B	C
259 (+1/-0) mm [10.2 (+0.04/-0)] in.	201 (+1/-0) mm [7.91 (+0.04/-0)] in.	1.6 to 5 mm (0.06 to 0.2) in.



(Image of Open Box)

- \*1 Rotation area of the fastener
- \*2 Pitch of center of installation fastener screws

Products	Solution	HMI Design Studio	About Pro-face
Selection Guide	About HMI Centric	Concept Introduction	Pro-face Brand
Edge Box	HMI Centric Architecture	BLUE	Overview & History
Industrial PC(IPC)	Success Story	BLUE Open Studio	Brand Initiatives



Worldwide



Sign In / Register



by **Schneider** Electric

Flat Panel Monitors

Other Hardware

Disft-continued Products &

Substitutes

Customization and

Services

Knowledge Base (FAQs)

Inquires

Email\*

I am a\*

Select a value

▼

Submit

I'd like to receive news and commercial info from Schneider Electric and its affiliates via electronic communication means such as email, and I agree to the collection of information on the opening and clicks on these emails (using invisible pixels in the images), to measure performance of our communications and improve them. For more details, please read our [Privacy Policy](#).

